

*the***ultimate**[®]
collection



Modern Design ◆ **High Security** ◆ **Energy Efficient**
PVC-u Windows & Doors



Welcome

This guide has been designed to help you fully understand the numerous benefits included with the Ultimate Collection of windows and doors.

The success of the Ultimate brand is largely down to the many features that will not only enhance the appearance of your home, but also the security and energy efficiency.

The homes that inspire us are the ones that reflect our personalities. We all have different lifestyles, favourite colours and tastes.

So we would like to show you that choosing windows and doors can be inspiring and that it is possible to design something that is not just functional but becomes as unique to you as your home is.

Contents


Frame Style and Finish	Pg 4
Window Energy Ratings	Pg 8
Maximise the Opening	Pg 10
Window Security	Pg 12
Window Handle Options	Pg 13
Ali-lock External Georgian Bar	Pg 14
Internal Georgian Bar	Pg 16
Versatility in Design	Pg 18
Ultimate Entrance Doors	Pg 20
Door Furniture	Pg 22
Double/French Doors	Pg 24
Bi-fold and Sliding Patio Doors	Pg 25
Quality Assurance	Pg 26




BEVELLED PROFILE



OVOLO PROFILE



An initial choice you will want to make is whether to have bevelled or ovolo shaped profile. Bevelled profile offers contemporary clean lines whilst ovolo profile offers a more detailed, sculptured finish. This choice can often be influenced simply by your individual preference but may also be influenced by the style of your property.



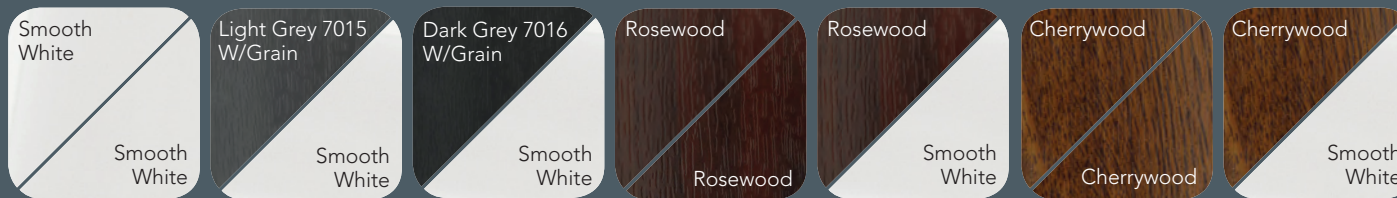
Exclusive Slimline Sash Options

Whether you choose bevelled or ovolo profile, the slimline versions of these two sashes are unique and exclusive to the Ultimate Collection. The slimline sashes provide an elegant, aesthetically balanced appearance and with greater glass area, your home will benefit from increased natural light.

Colour and finish options

Options now extend far beyond the traditional white window. The Ultimate Collection offers you so much choice in terms of style and finish that you should never need to compromise.

BEVELLED PROFILE FINISH OPTIONS



OVOLO PROFILE FINISH OPTIONS



If you would like a colour that is not within our range of woodgrain foils, we can arrange to have your windows or doors spray painted in the colour of your choice.

You can choose to have the colour applied to both the inside and outside faces, or outside only leaving a fresh white internal finish.



Irish Oak Finish with Dark Grey 7016 Entrance Door



Ice Cream Woodgrain Windows with Georgian Bar detail



Close up showing the realistic black woodgrain effect



Grey working well with cream exterior render

Importance of the finish

With the rapid advancement in PVC-u technology, you would often now be hard pressed to tell the difference between PVC-u products and their timber equivalents.

This provides you with a multitude of finish options. You may find for example that choosing a Rosewood or Oak woodgrain finish will help to blend more sympathetically with your home and garden.

Colours such as Black, Grey, and Cream are also increasingly being used to great effect as well as an array of bespoke coloured woodgrain colours. And remember, unlike their timber equivalents, they will not need painting, and they will be guaranteed for years to come.



Rosewood Finish on Bevelled Profile

Window Energy Ratings



As part of the Governments overall initiative to reduce the levels of carbon dioxide emissions, they have put controls in place to reduce the energy lost from domestic dwellings.

Window heat loss can account for a substantial proportion of the total heat loss from your home. Therefore replacement windows are now energy rated which will help to reduce harmful CO2 emissions and help cut the cost of heating bills.

Ultimate window profiles along with the glass sealed unit specification are fed into a computerised simulation test to measure:-

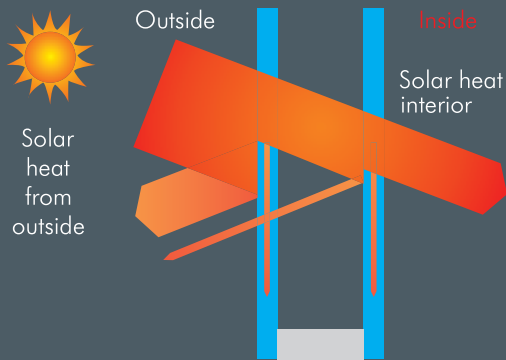
Solar heat gain

Thermal losses

Air losses

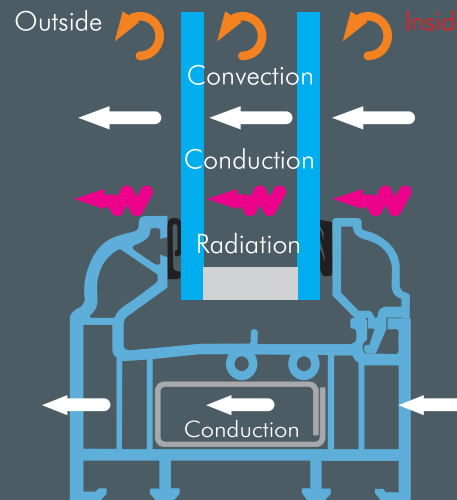
Based on the results, windows are then rated from A-G with A-Rating being the most thermally efficient.

Solar heat gain (Positive)



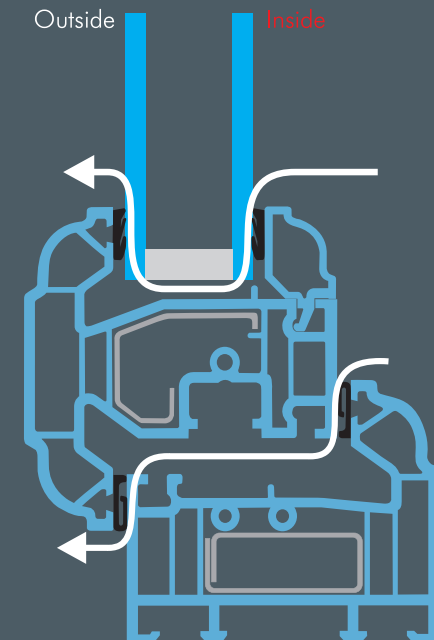
Solar heat is reflected, absorbed and transmitted

Thermal losses (Negative)



Thermal losses from convection, conduction and radiation


Air losses (Negative)



warm air leaks out through the window


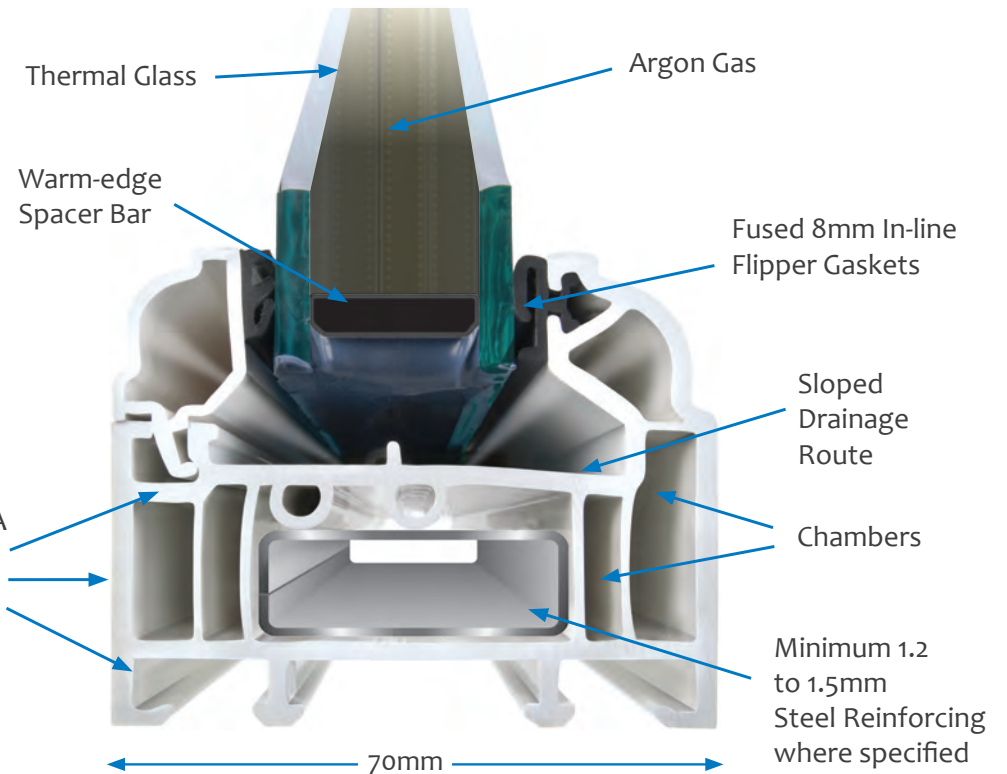
Why choose Ultimate?

In order to meet the governments thermal performance targets and current Building Regulations, all replacement PVC-u windows are to achieve a U-value not exceeding 1.6 (W/m².K), therefore certified to Energy Rating 'C' or better.



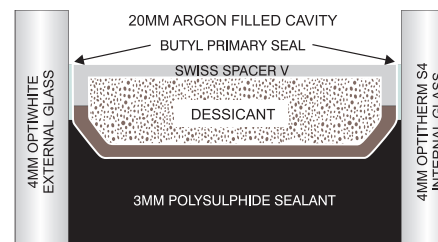
Ultimate Windows achieve an A+ Energy Rating with an Energy Index of 10 and a U-value of 1.4 (W/m².K).

3mm Grade-A PVC-u main frame walls



The red glow shown left, on the internal face of the entire window area symbolises the amount of heat Ultimate windows retain.

As a result, the inside of your property remains warmer and more energy efficient.



Typical A-Rated Sealed Unit

Reduce home heat loss and save money with Ultimate Energy Efficient Windows.



Maximise the opening

The owners of this property wanted to maximise the size of the opening of the kitchen window.

The solution was a cottage style window complete with a floating mullion (shown right).

The floating mullion is purposely designed to house the locking system so a central fixed vertical mullion is not needed between the two opening sashes.

When the windows are fully open, you get the maximum benefit and when the windows are closed, the floating mullion gives the appearance of a fixed frame between the two opening sashes.



The floating central mullion allows the windows to benefit from the maximum opening without the obstruction of a fixed vertical frame between the opening sashes



ultimate[®] security

The Ultimate window has been refined and designed to protect you and your home and provide you with total reassurance and peace of mind.

The locking technology at the heart of every casement window incorporates 10 security features (subject to casement size).

A total of 10 security points, in all four directions

2 x steel shoot bolts

4 x central collared cams

2 x high security hinges

2 x 15mm anti-jemmy hinge bolts



BS 7412/PAS 24
KM 36015



Steel Shoot Bolts



Collared Cams



High Security Hinges



15mm Anti-jemmy
Hinge Bolts

handle options



White



Black



Hardex Graphite



Hardex Gold



Hardex Chrome



Hardex Satin



Hardex Bronze



Antique Black



Hardex Chrome Teardrop Handle



Hardex Gold Teardrop Handle



Hardex Graphite Teardrop Handle



Antique Black Teardrop Handle



Hardex Chrome Monkey Tail Handle





Hardex Gold Monkey Tail Handle



Hardex Graphite Monkey Tail Handle



Antique Black Monkey Tail Handle







Ali-lock Authentic External Georgian Bar

You may decide to have decorative Georgian Bars applied to your windows for the truly authentic Georgian style.

The unique Ali-lock Georgian Bar is a scribed PVC-u bar, finished and colour matched to the exact same finish of your chosen windows.

The bars are connected to full length aluminium fixing strips that are bonded to the glass unit. This, combined with the spacer bar grid design inside the unit, gives the impression that each pane is a separate unit.



The innovative Ali-lock bar system ensures the Georgian grille does not shrink, warp or detach, regardless of weather conditions.







Internal Georgian Bar

In contrast to the Ali-lock External Georgian Bar system where the bar is applied onto the outer faces of the insulated glass unit, as the name suggests, Internal Georgian Bars are held within the sealed glass unit.

Internal Georgian Bars still provide an effective feature but with the bars inside the glass, the glass maintains a flat surface with no protrusions and are therefore easier to clean.

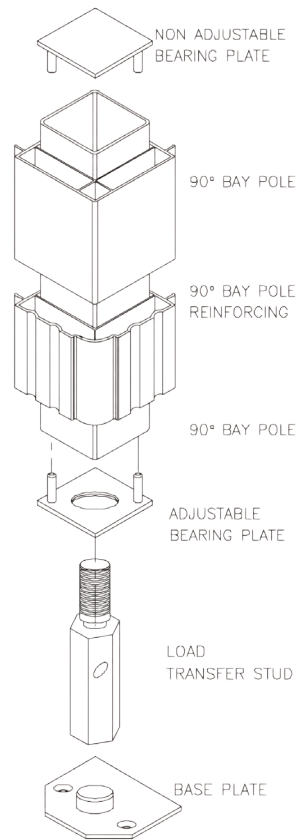


Versatility in Design

In order to cater for the diverse mix of property styles and consumer preferences, windows and doors are now available in a wide variety of styles and finishes.

Using a combination of top openers, side openers and fixed panes, the range of styles is immense so you are sure to find a design to suit your home.

Similarly, there is no reason to compromise when replacing bay windows. Not all bay windows are the same, some require load bearing support. The Ultimate Collection offers load bearing support components to suit both 90° bay windows and multifaceted bays. Using our versatile bay posts, a variety of combinations can be assembled to achieve the correct angles.



Smart Safety Solutions

For your safety, easy clean/fire escape hinges are fitted as standard to all side-opening windows. These will open fully to give you an alternative means of fire escape (dependent on window size) and can slide towards the centre to allow easy external cleaning.

Turn the slot-bolts located on the top and bottom hinges 90° and simply slide the window across for easy external cleaning. The window will automatically realign upon closing.

The unique dual purpose key can be used to lock your window handle and to operate the hinge slot-bolts as shown right.



Key release fire escape/
easy clean mode

Dummy casements provide Equal Sight Lines

The owners of this property have chosen to have opening sashes in the tops of the windows and fixed dummy casements in the lower half.

Viewed from the outside all appear to be opening windows and therefore help to maintain a neat, balanced symmetry throughout the property known as equal sight lines.



The below example clearly shows how dummy casements help to achieve equal sight lines. The left image shows opening sashes either side of a fixed pane.

The right image also only has opening sashes either side but a dummy casement has been added in the centre to provide equal sight lines and give the impression of three opening sashes.





Ultimate Entrance Doors

Choosing the right entrance door for your home is an important decision as your front door creates the first impression and the all important kerb appeal.

Your choice of door and glazing design can help define the overall style of your home and add light to an otherwise darkened hallway.

Allow yourself time to decide what is right for your home, whether it be traditional or contemporary you are sure to find a style that suits.

Ultimate doors give you almost endless style and colour choices, so now your door can really reflect your personality. With the vast choice of finish options and an elegant range of door furniture, it's now possible to emulate most timber door styles in PVC-u.



Don't forget, if you would like a door colour that is not within our standard range of colour options, we can arrange to have your chosen door design spray painted in the colour of your choice with the colour applied to both the inside and outside faces, or outside only leaving a fresh white internal finish.

Door Security

For your security, Ultimate doors are fitted with a robust **12/14 point multi-lock** as detailed below.

To prevent cylinder manipulation, Ultimate entrance doors are fitted with a high security cylinder and for your convenience all Ultimate doors are supplied with 3 keys as standard.

Ultimate 12/14 Point Lock

2 x top and bottom shoot bolts.

3 x outer/inner facing hook locks.

2 x dead locks.

1 x centre locking latch.

4/6 x roller cams
(dependent on door height).

Plus 2 x Optional Anti-jemmy Hinge Bolts

Townhouse Lock Option


As an alternative to the standard locking system, you may want to consider our townhouse lock option.

The townhouse lock is completed with a traditional escutcheon finger pull, available in White, Black, Hardex Chrome, Hardex Gold, Hardex Bronze, Hardex Graphite (shown right) and Antique Black.


This option also includes the high security cylinder as detailed above.




Shoot Bolts



Hook & Dead Locks



Compression Rollers Cams



Anti-jemmy Hinge Bolts
(Optional)



Escutcheon Finger Pull


175mm Deep Feature Midrail

The below installation utilises the optional 175mm deep feature midrail. Deeper than the standard depth midrail, this option replicates typical timber proportions. Here the deep midrail runs through both the door and side panels.




DOOR FURNITURE

Door Handle Options



White



Black



Hardex Graphite



Hardex Gold



Hardex Chrome



Hardex Satin



Hardex Bronze



Antique Black



Antique Black
Swan Neck
(available in all
finish options)



Pad Handle
(available in all
finish options)



Victorian and Slim Victorian
Urn Knockers
(available in all finish options)



Escutcheon
Finger Pull
(available in all
finish options)

Letter Box Options



White



Black



Hardex Graphite



Hardex Gold



Hardex Chrome



Hardex Satin



Hardex Bronze



Antique Black

ADDITIONAL FURNITURE OPTIONS

Bull Ring Knockers

Great design is all about the detail. Our specialist range of Bull Ring Knockers will provide the finishing touches and all important kerb appeal.

This functional yet aesthetically pleasing knocker is available in the same finish options as the door handles and letter boxes shown overleaf.



White

Black

Hardex Graphite



Hardex Gold

Hardex Chrome



Hardex Satin

Hardex Bronze


Antique Black

Ornate Door Knobs

This elegant range is available in both Polished Chrome and Polished Brass. (Please note:- These options are not a match for Hardex Chrome and Hardex Gold)



Umbrella Knob
Polished Chrome



Dome Knob
Polished Chrome



Umbrella Knob
Polished Brass



Dome Knob
Polished Brass

Contemporary Pull Bar Handles

Contemporary door styles can be enhanced further with the addition of brushed stainless steel offset pull bar handles.

You have the choice of bar length from 400mm minimum length up to 1800mm maximum length and everything in between in multiples of 200mm.



Offset Pull Bar Handle



French/Double Doors

French Doors, often with full height glazing can provide additional light to a room. They are used both internally as a partition from one room to another or externally to provide elegant access to the garden.

These door styles will also provide a practical wider opening, particularly useful when moving larger items to and from the property. When the opening is too narrow for a Bi-fold or Patio Door, French Doors can often be the perfect solution.

All Ultimate French Doors include the same multi-point lock that is fitted to single doors with additional shoot-bolts fitted to the slave door.





Sliding Patio Doors

Modern day comfortable living comes in a variety of forms.

Where light and space is key, large glass surface areas such as Sliding Patio Doors will help to bring in more light and provide that contemporary spacious feel.

They are particularly suited to rooms restricted in size or space with the doors sliding horizontally and therefore not encroaching on internal space.

Security is covered with opposing hooks locks, internal/external locking, aluminium inter-lock section and anti-lift device.



Bi-fold Doors

Bi-fold doors are designed to provide the ultimate view. These stunning doors instantly create a contemporary look and feel.

With sleek profiles and sympathetically designed handles the doors simply concertina together so you are able to enjoy the maximum opening and invite the outside in.

Modern Bi-folds are designed to withstand the rigours of the UK climate allowing you to sit back and enjoy your garden in comfort all year round.

Bi-folds are available in up to 7 door leaves, over 20 different opening configurations and a range of frame and furniture colour options.



ISO 9001:2015
FM 33147



BS 7412
KM 36014



BS 7412/PAS24
KM 36015

Ultimate products are put through regular stringent tests to ensure a consistent high level of quality, but don't just take our word for it...

The British Standards Kitemark is one of the most well known and respected product certification marks in the world and is your reassurance that BSI has checked that your Ultimate PVC-u windows and doors comply with the latest British Standard.

Quality Assurance ISO 9001:2015

This certification was awarded for providing a high level of Quality Control systems throughout manufacture, administration, health & safety, and products including that of our suppliers such as profile and hardware. We are required to give BSI unrestricted access to our offices and factories and allow random samples to be selected for testing on a regular basis.

BS7412. PVC-U Windows

A standard for PVC-u windows whereby a series of mechanical and manual tests are carried out to ensure windows against weather performance and durability.

Enhanced Window Security (formerly BS7950)


A standard for PVC-u windows whereby a series of mechanical and manual tests are carried out to ensure windows against an accepted level of burglar resistance.



BS 7412/PAS24
KM 590739



BS EN1279 PT2
KM 37462
AG Glass



Enhanced Door Security

A standard for PVC-u doors whereby a series of mechanical and manual tests are carried out to ensure doors against an accepted level of burglar resistance.

BS EN1279 PT2. Sealed Units

A thorough and daily test routine for double glazed sealed units is carried out to ensure certification. Tests prove that sealed units adhere to correct dew point, sealant correctness and desiccant moisture absorbency.

BFRC. Window Energy Ratings

Windows are assessed using specific glazing and given a rating from A-G for energy efficiency.







Modern Design ♦ High Security ♦ Energy Efficient
PVC-u Windows & Doors